

# All About Summer

These Blackline Masters can be completed in a variety of ways. The activities are designed to be stimulating, crafty and fun! They range from simple colouring to more complex artworks depending on your requirements – it's up to you! They will equip children with important skills like colouring, cutting, gluing, folding, constructing and creative thinking. Below are some hints and tips for each activity to help you get the most out of your Blackline Masters.

All About Summer Blackline Masters have been designed to celebrate Summer with craft! With a range of activities, students are able to learn about Summer in a fun and creative way. Students can work individually or as part of a group. Experiment with materials and art techniques.

## Boat Colouring Sheet

Ask students to colour and decorate their sheet for a quick and easy craft activity. Remember these sheets can be enlarged or reduced on a photocopier according to your requirements. You could make a large A3 poster for group decorating. You could even photocopy onto a plastic sheet and project (with overhead projector) the image onto display paper fixed to a wall for students to trace and do a large scale painting!

## Construct a Sun

Scissors and glue will be required to complete this activity. For best results, copy the Blackline Master onto cover paper. Ask students to colour and decorate their sun. Cut out each part of the sun and assemble it with glue or tape. Students can also add sunglasses to their sun for sun safety.

## Whip up an Ice Cream

Scissors and glue will be required to complete this activity. For best results, copy the Blackline Master onto cover paper. Ask students to colour and decorate their ice creams in their favourite flavours (try using crepe for a tactile effect on the cone). Cut out each part of the ice cream and attach the 3 scoops of ice cream to the top of the cone with glue or tape. Students can also add toppings to their ice creams.

## Construct your own Thongs

Scissors and glue will be required to complete this activity. For best results, copy the Blackline Master onto cover paper. Ask students to colour and decorate their thongs with things they like about Summer. Ask them to use colours that remind them of Summer, or have them create Summer picture collages on the base of their thongs using magazines or photos. Cut out each part of the thongs and assemble them together with glue or tape.

## Decorate a Surfboard

Scissors will be required to complete this activity. For best results, copy the Blackline Master onto cover paper. For a quick and easy craft activity, ask students to colour and decorate the patterned surfboard. They can then cut out their surfboard and use for a class display. Alternatively use the blank surfboard to extend the activity. Have students create their own surfboard design or cut out patterned papers and layer them on top for a collage effect.

## All About Summer!

Ask students to fill in the activity sheet questions about their favourite Summer. Have students decorate and include pictures in the frame. These could be photos, pictures from magazines or have them create their very own artworks!

## Summer Activity Book

Scissors will be required to complete this activity. For best results, copy the Blackline Master onto cover paper. Ask students to cut out the sheet and fold along the dotted lines to create their booklet. Ask the students to colour and decorate their activity book and finish by completing the puzzles.

## Summer Colouring Sheet


Ask students to colour and decorate their sheet for a quick and easy craft activity. Remember these sheets can be enlarged or reduced on a photocopier according to your requirements. You could make a large A3 poster for group decorating.


## Summer Mandala

Ask students to colour and decorate their sheet for a quick and easy craft activity. Use warm colours such as red and orange for a hot summery feel. Remember these sheets can be enlarged or reduced on a photocopier according to your requirements. You could make a large A3 poster for group decorating.


## Summer Symbols

Scissors will be required to complete this activity. For best results, copy the Blackline Master onto cover paper. Ask students to colour and decorate their sheet. These shapes can be used as decorations or embellishments. Remember these sheets can be enlarged or reduced on a photocopier according to your requirements.





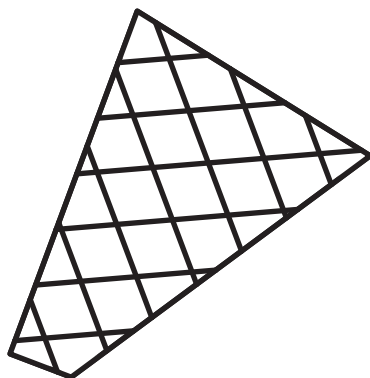




# Construct a Sun




© cleverpatch | [cleverpatch.com.au](http://cleverpatch.com.au)

# Whip up an Ice Cream


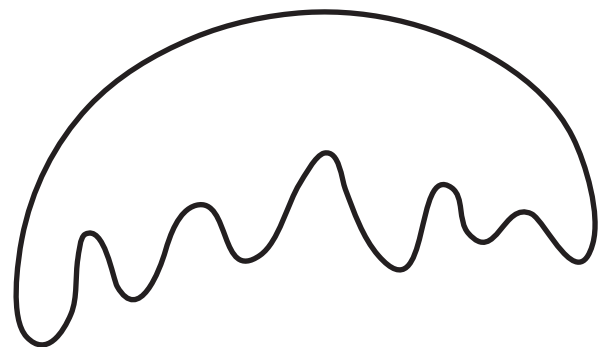
## Ice Cream



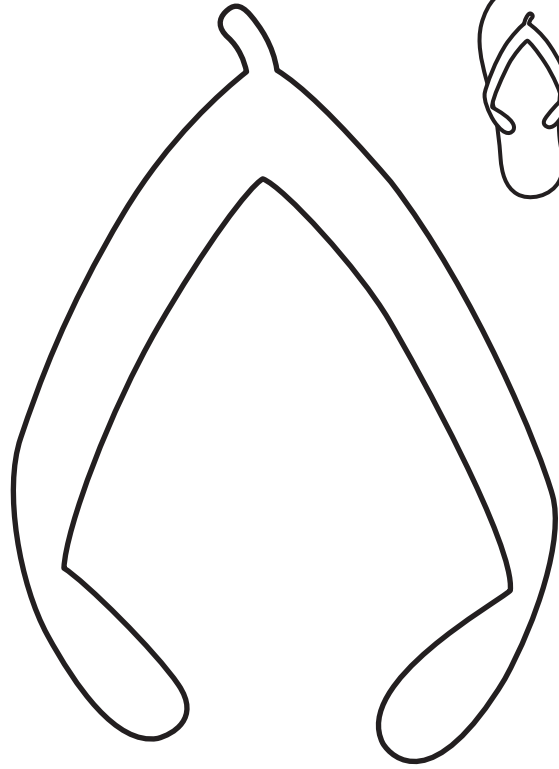
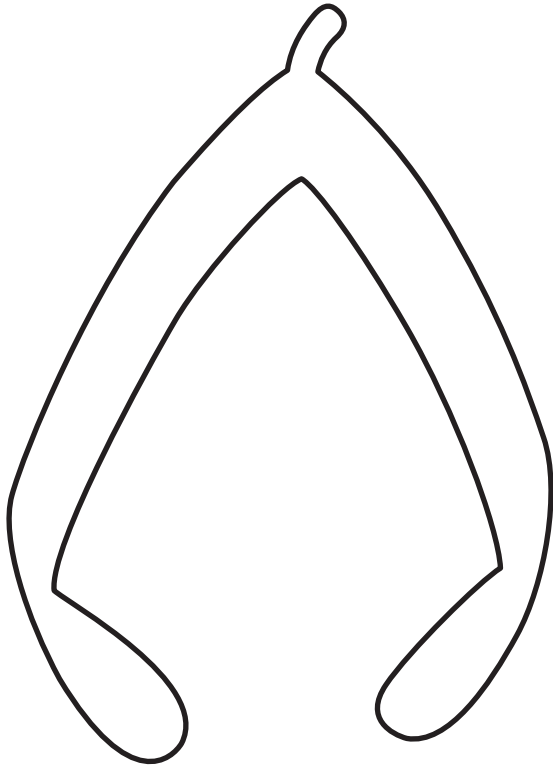
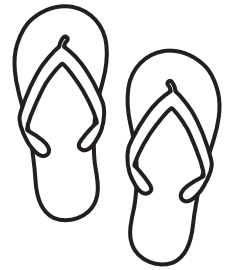
## Cone



## Topping



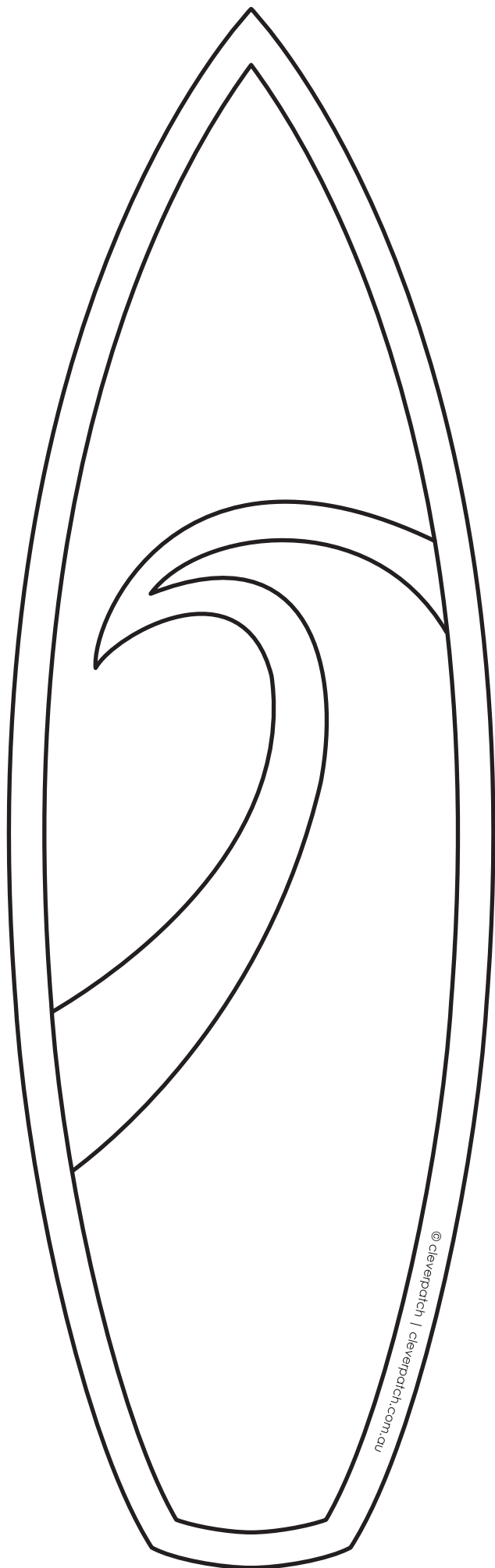
# Construct your own Thongs




© cleverpatch | cleverpatch.com.au

© cleverpatch | cleverpatch.com.au

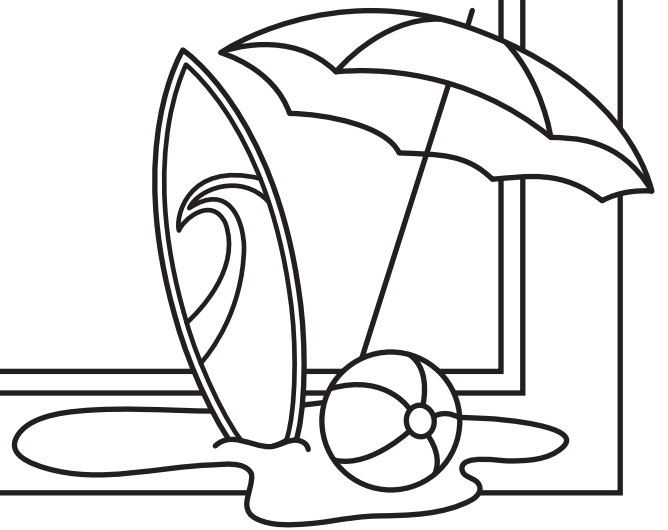

# Decorate a Surfboard



© cleverpatch | cleverpatch.com.au



© cleverpatch | cleverpatch.com.au



## All About Summer!

In Summer I see \_\_\_\_\_

\_\_\_\_\_

In Summer I hear \_\_\_\_\_

\_\_\_\_\_

In Summer I smell \_\_\_\_\_


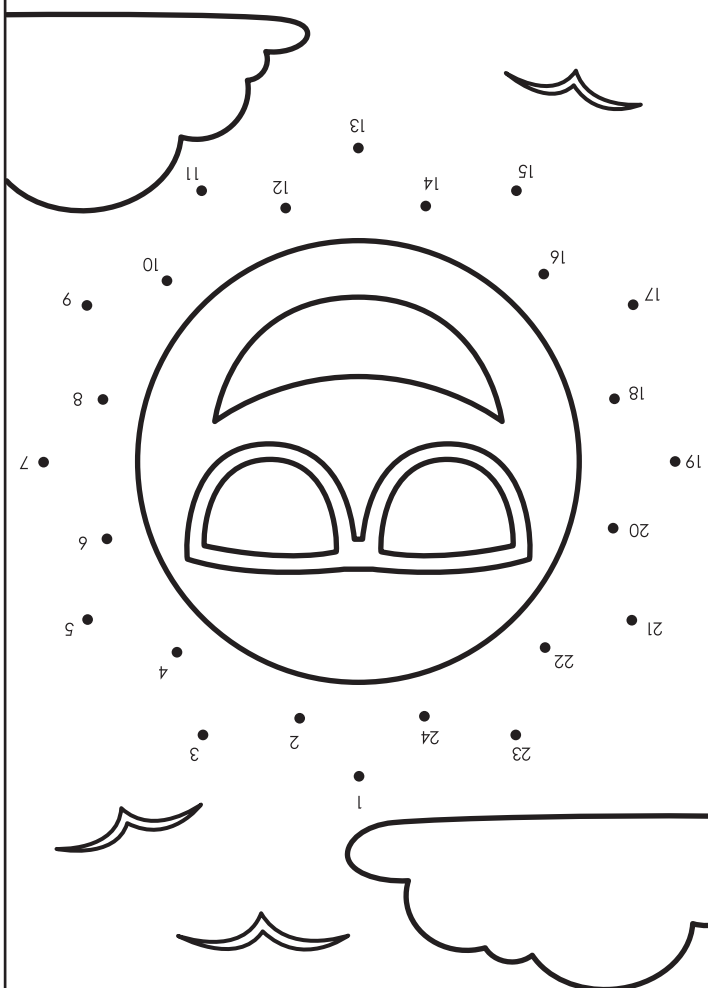
\_\_\_\_\_

In Summer I feel \_\_\_\_\_

\_\_\_\_\_

My favourite thing about Summer is \_\_\_\_\_

\_\_\_\_\_



Find a way to get to your thongs!

### Find the Summer words:

fun	sun	heat
sunglasses	holidays	beach
thongs	swimming	icecream

e w c j t z h k h p  
 s u n g l a s s e s  
 y d m b s v g r a f  
 s a x l f u n i t u  
 o w z n q h c q k p  
 b o i c e c r e a m  
 e r v m x m g j b a  
 a n y s m i s u n u  
 c l h o l i d a y s  
 h w u e k t n d t h  
 w e b t h o n g s f

Name: \_\_\_\_\_





# Summer

